

COVID-19 Surveillance Report – Wright County

As of 11:00 am on May 14, 2020

Total Number of Confirmed Cases in Wright County **130**

Number of Active Cases in Wright County **84**

Number of Cases off Isolation in Wright County **45**

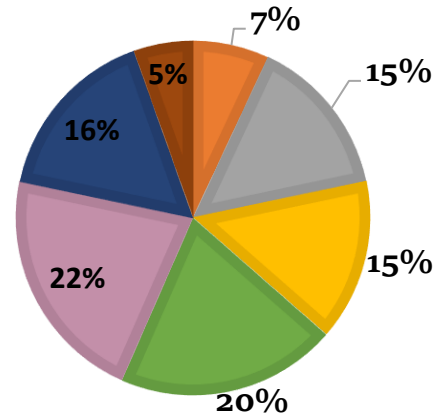
Number of Cases Needing Hospitalization in Wright County* **19**

Number of Laboratory Confirmed COVID-19 Deaths in Wright County **1**

Number of Congregate Care Facilities in Wright County with an Outbreak† **2**

Age of Wright County Cases

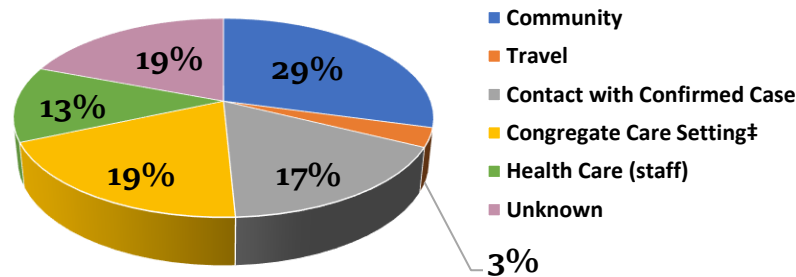
- 0 through 5
- 6 through 19
- 20 through 29
- 30 through 39
- 40 through 49
- 50 through 59
- 60 through 69
- 70 years and up



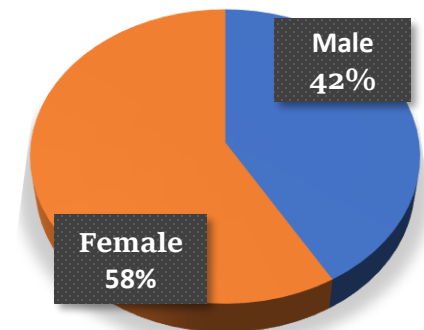
Case Age (Years)

Mean	45.8
Median	44.9
Minimum	9.5
Maximum	89.8

Likely Exposure Setting



Sex of Confirmed Cases in Wright County



*Due to state delays in interviewing cases, some data has not yet been reported to local public health

†At least one staff or resident in facilities with 10 or more residents

‡Congregate care staff that live in Wright County may not work at a congregate care facility located in Wright County