



**WRIGHT COUNTY**  
MINNESOTA

# HHS CUSTOMER SERVICE SURVEY

2019-2022



# NUMBER OF RESPONSES

658  
Total

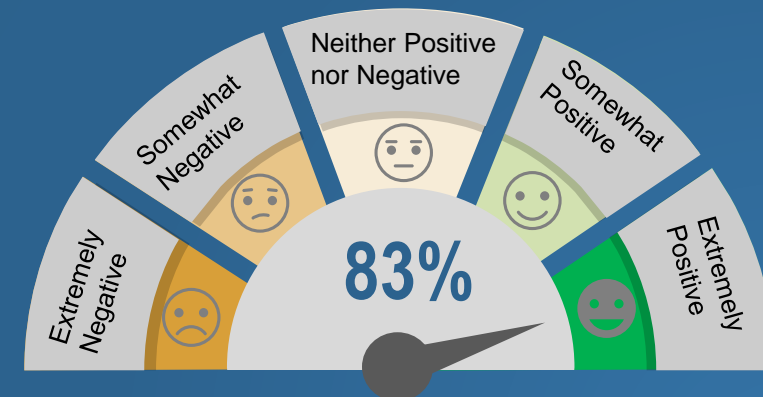



2019  
151

2020  
152

2021  
162

2022  
193

# SATISFACTION RATE



# RESPONDENTS

67%

CUSTOMERS

18%

Other

11%

Service Provider

4%

Wright County Employees



# CONTACT TYPE

Phone call 39%



Email 34%



Walk-in 11%



Other 10%



Website 4%



Mail 2%



HELP

SERVICE

SOLUTION

