

Wright County Daycare Newsletter

April 2011



“Adults teach children
in three important ways:
the first is by example,
the second is by example,
the third is by example.”
~ Albert Schweitzer

Easter Egg Fun!

‘Tis the season for tulips, bunnies and eggs!
Check out these websites for some fun Easter activities.

<http://familyfun.go.com/easter/>

<http://holidays.kaboose.com/easter/>

<http://www.apples4theteacher.com/holidays/easter-fun/kids-crafts/>

<http://www.amazing-preschool-activities.com/easter-preschool-activities.html>

Supervision Training

Wright County will again be offering training on supervision. This will be an opportunity to review the rules on supervision and gain a clear understanding how to provide adequate supervision. Liability issues will be addressed as well as proactive measures to promote proper supervision for all ages of children in your care.

Date: Tuesday, August 23, 2011 **Time:** 6:30-8:30pm

Cost: \$18 (non-refundable)

Location: Wright County Government Center

10 2nd St NW-Buffalo, Room 120 A/B

Instructors: Becky Domjahn, LSW, and Kris Carlson, LSW, Licensors

To Register: Contact Tammy Romer, WCHS at: 763-682-7488,
1-800-362-3667 ext. 7488 or Tamara.romer@co.wright.mn.us



Provider Handbook ~ What's in There?

If you haven't looked through your Provider Handbook in awhile, you may be missing some valuable resources.

For Example:

Chapter 1: The Rule

It not only gives you a hard copy of the rule, but the first page gives you the website to find the rule on-line. Sometimes it is easier to look at the rule on-line and search for a specific word or phrase. You can also find MN statutes (254A Human Services Licensing Act, 245C Human Services Background Study Act and Chapter 4717 Department of Health)

Chapter 4: Non-Primary Caregivers

This chapter lists the requirements for any helpers, substitutes, second adult caregivers, etc. that you may choose to work with you in your child care. The requirements are different depending on the age of the person (adult or under 18) and how many hours or days they will be working with you.

Chapter 6: Indoor Safety

This chapter lists the guidelines for having pets in care including which pets are allowed, what is the requirement for vaccinations, where litter boxes need to be stored, etc. This chapter also has a list of poisonous plants. If you have plants in your home, please read through the list periodically in order to make sure any toxic plants are inaccessible.

Chapter 8: Health and Sanitation

There is a helpful guide entitled "Too Sick for Day Care?". This is a good guide to use if you are looking to create your own ill ~ child policy.

Chapter 9: Transportation


This chapter has helpful reminders on seat belt and child restraint laws.

Chapter 11: Reporting Requirements

The Department of Human Services has a helpful booklet to answer all of your questions regarding mandated reporting.

Chapter 15: Home Visits


Use this chapter to help prepare for your home visits.



Remember that the entire Provider Handbook is also on-line
There are actually more resources on-line that we were unable to print
for the copies that you were given.

<http://www.co.wright.mn.us/department/humanservices/ccproviderhdbk.asp>


Licensors's Book Review



The Buzz Boy & Fly Guy series by Tedd Arnold is a hit at our house right now. It was voted as the favorite series by the boys in my son's first grade class (although my 4 year old daughter enjoys them as well). The books follow a boy named Buzz and his friend Fly Guy. Fly Guy can even say the boy's name, BUZZZZZ! The series is geared towards kids 4-8 years old. They are easy readers and perfect for children beginning to read on their own. Young school agers that are practicing their reading skills can read them to the preschoolers. There are at least 10 books in the series, so hit the library and check them out!

Becky Domjahn, mother of a 6 year old son and a 4 year old daughter

Baby Colors by Rachael Hale



This sturdy book for infants & toddlers brings a smile to everyone's face. Each page features a particular color and a related close up picture of an actual infant surrounded by that color. The words on each page are minimal and consist of one or two sentences. The key word per page is identifiable for the young child such as "toes, hat, banana, blanket, nap, peek a boo, bath time". The pictures of the young children are so innocent and expressive that they invite a response. I have seen my one year old granddaughter kiss the babies in the book.

Kathy DeMars, grandmother of 3



The Little Critter series by Mercer Mayer Did you know that the Little Critter series was created in 1974? This classic series of books is a favorite of my almost 3 year old. The daily adventures of Little Critter captivate my son! The bright illustration keep his attention while the lessons of the story are woven through out. Even though my son does not understand all the life lessons in the book, the real scenarios keep parents laughing! We also enjoy searching on every page for Little Critter's companions, a grasshoper, spider, or frog. I recently discovered that Little Critter has his own website with coloring pages, activities, and games. Check it out at <http://www.littlecritter.com/>, I'm excited to explore this piece of Little Critter with my son!

Kris Carlson, mother of (almost) 3 year old son, and expecting in September

To help keep your kids excited about reading this summer, check out some of the books listed on these websites.

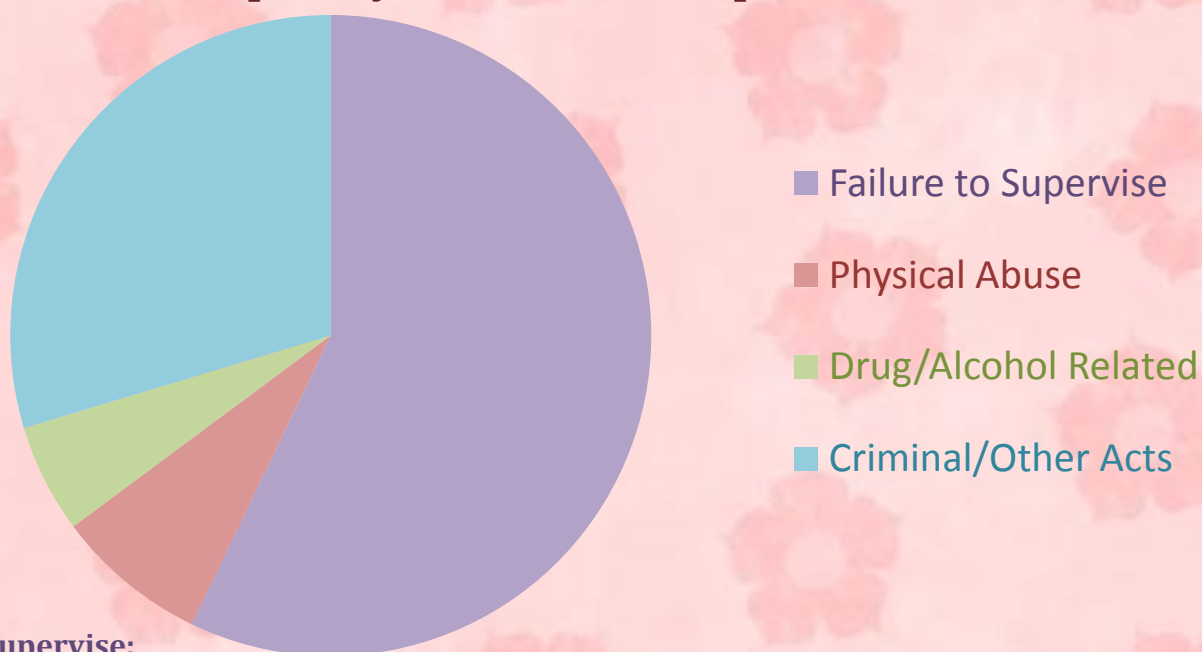
<http://kids.nypl.org>
<http://www.teachersfirst.com/100books.cfm>

Happy Reading!

Summary of Temporary Immediate Suspended (TIS) Licenses in the State

Each year, the Department of Human Services shares with licensing staff a summary of the reasons why licenses have been placed on temporary immediate suspension status through out the year. Below is the summary for 2010. As you can see, 57% of licenses placed under a TIS are a direct result of a failure to appropriately supervise. We want to help you make sure you are keeping kids safe by always using proper supervision. If you have not attended a supervision training put on by county licensors, we would encourage you to do so. It can only take a momentary lack of supervision; for something to happen that could harm children; or negatively affect your license.

Temporary Immediate Suspensions



Failure to Supervise:

- 18 cases involved children being sexually abused by someone in the home
- 10 cases involved a child being seriously injured as a result of failure to supervise
- 12 cases involved children wandering away
- 12 cases involved children being left unattended

Physical Abuse:

7 cases

Drug/Alcohol Related:

- 4 cases involved abuse of alcohol
- 1 case involved illegal drugs

Criminal/Other Acts:

- 7 cases involved domestic incidents
- 3 cases involved license holder with mental health issues
- 1 case involved license holder with health issues
- 8 cases involved household member who sexually abused children not in care
- 3 cases involved sex offender in the home
- 2 cases involved poor conditions of the home
- 1 case involved criminal activity by household member
- 1 case involved criminal activity by license holder
- 1 case involved loaded gun that discharged and injured child

The New Crib Standard: Questions and Answers

By CPSC Blogger on March 4, 2011

Since CPSC approved a new crib rule, your questions have been flowing into us. While most questions have revolved around the drop side, it's important for you to know that the new standard affects far more than the drop side. A crib's mattress support, slats, and hardware are now required to be more durable and manufacturers will have to test to new more stringent requirements to prove compliance. Here are some answers to your questions:



GENERAL QUESTIONS

1. What is the new standard for cribs?

Beginning June 28, 2011, all cribs manufactured and sold (including resale) must comply with new and improved federal safety standards. The new rules, which apply to full-size and non full-size cribs, prohibit the manufacture or sale of traditional drop-side rail cribs, strengthen crib slats and mattress supports, improve the quality of hardware and require more rigorous testing. The details of the rule are available on CPSC's website at www.cpsc.gov/businfo/frnotices/fr11/cribfinal.pdf.

The new rules also apply to cribs currently in use at child care centers and places of public accommodation. By December 28, 2012, these facilities must use only compliant cribs that meet the new federal safety standards.

2. When will the new, safer cribs be available for purchase?

Beginning on June 28, 2011, all cribs sold in the United States must meet the new federal requirements. After that date, it will be illegal to manufacture, sell, contract to sell or resell, lease, sublet, offer, provide for use, or otherwise place in the stream of commerce a crib that does not comply with the CPSC's new standards for full-size and non-full-size cribs. This includes manufacturers, retail stores, Internet retailers, resale shops, auction sites and consumers.

3. What if I need to purchase a new crib prior to June 28, 2011?

Some compliant cribs may be available before the required date. However, you will not be able to tell if the crib is compliant by looking at the crib. So, you may want to ask the retail store or the manufacturer whether the crib complies with 16 CFR 1219, the new federal standard for full-size cribs or with 16 CFR 1220, the new federal standard for non-full-size cribs.

continued on next page



4. **Is this new regulation simply a ban on all drop-side rail cribs?**

No, these are sweeping new safety rules that will bring a safer generation of cribs to the marketplace in 2011. CPSC's new crib standards address many factors related to crib safety in addition to the drop-side rail. A crib's mattress support, slats, and hardware are now required to be more durable and manufacturers will have to test to the new more stringent requirements to prove compliance.

5. **Are all drop-side rail cribs "recalled" because of the new regulation?**

There has not been a specific "recall" of all drop-side cribs due to the new regulation. Instead, some manufacturers recently have recalled their cribs in cooperation with the CPSC because a specific defect or risk of harm has been discovered relating to a particular crib. Although these recalls are separate from CPSC's new crib standards, traditional drop-side cribs will not meet the new crib standards that will take effect on June 28, 2011, and cribs with traditional drop-sides cannot be sold after that date.

6. **As a consumer, what can I do if I have a drop-side crib?**

Some drop-side crib manufacturers have immobilizers that fit their cribs. Drop-side crib immobilizers are devices that are used to secure drop sides to prevent dangerous situations in which the drop-side either partially or fully separates from the crib. As part of a recall, CPSC staff works with companies to provide fixes, or remedies, for products. For drop-side cribs, that remedy has been immobilizers. **Check the CPSC's website for companies that have recalled their cribs and are providing immobilizers to secure the drop-side on the cribs.** These immobilizers were evaluated and approved by CPSC staff for use with these particular drop-side cribs. If your drop-side crib has not been recalled, you can call the manufacturer and ask if they are making an immobilizer for your crib. Remember, though, that those particular immobilizers have not been tested or evaluated by CPSC staff for use with your specific crib. Note that a drop side crib, even with an immobilizer installed, will not meet the new CPSC crib standards.

CONSUMERS

7. **Is a sturdy, non drop-side crib okay for a consumer to use?**

It is unlikely that your current crib will meet the new crib standards. The new standards require stronger hardware and rigorous testing to prove a crib's durability. If you continue to use your current crib, you are encouraged to **check the crib frequently** to make sure that all hardware is secured tightly and that there are no loose, missing, or broken parts. Note that after December 28, 2012, child care facilities, family child care homes, and places of public accommodations, such as hotels and motels, must provide cribs that comply with the new and improved standards.

8. **My drop-side crib has not been recalled, but I am worried about using it with my baby. Can I return it for a refund?**

Manufacturers and retailers are not required to accept returned drop-side cribs or to provide a refund. However, individual retailers and manufacturers may conduct promotions or incentives for their customers.

9. **Is the answer different if a piece ("immobilizer") has been added to my drop-side crib to prevent the side from moving up and down?**

Consumers should not sell or give away a drop-side crib that has an added immobilizer because it still will not meet the new crib standards.

continued on next page





10. If I am unable to purchase a new crib, what can I do to keep my baby safe?

If you continue to use your current crib, you are encouraged to:

- a. Check CPSC's crib recall list to make sure that your crib has not been recalled.
- b. Check the crib frequently to make sure all of the hardware is secured tightly and that there are no loose, missing, or broken parts.
- c. If your crib has a drop-side rail, stop using that drop-side function. If the crib has been recalled, request a free immobilizer from the manufacturer or retailer (particular immobilizer will vary depending on the crib).
- d. Another option is to use a portable play yard, so long as it is not a model that has been recalled previously.

CHILD CARE CENTERS AND HOSPITALS

11. My child care center still has drop-side cribs. Are they in violation of the regulation?

No, **child care facilities, family child care homes, and places of public accommodation, such as hotels and motels, have until December 28, 2012**, to ensure that the cribs used in their facilities meet the requirements of the CPSC's new crib standards. After this date, places of public accommodation may no longer use traditional drop-side cribs or noncompliant cribs and must use cribs meeting the new federal safety standards.

Parents should talk with management about the new standards and the facility's plan of action for replacing the cribs. Parents also should make sure their baby is not being placed in a recalled crib.

Note: Child care facilities, family child care homes, and places of public accommodation should not resell, donate or give away a crib that does not meet the new crib standards, such as trying to resell the product through an online auction site or donating to a local thrift store. CPSC recommends disassembling the crib before discarding it.

12. Are hospitals required to provide cribs that comply with the CPSC's new crib regulation?

The CPSC crib rules require only certain facilities to provide cribs that comply with CPSC rules. Those places include child care facilities, family child care homes, and places of public accommodation such as hotels and motels. Hospital cribs are regulated by the FDA, and are thus considered to be medical devices. Cribs used in hospitals as medical devices are not required to comply with the new CPSC crib standards.

However, a child care facility that is owned or operated by, or located in, a hospital is required to provide cribs that meet the new crib standards by December 28, 2012. If you have additional questions, please e-mail them to feedback@cpsc.gov



Child
Care
Providers
**Your Guide
To New Crib
Standards**

Beginning **12/28/12** any crib provided by child care facilities & family child care homes must meet new & improved federal safety standards. The new standards take effect for manufacturers, retailers, importers and distributors on **6/28/11**, addressing deadly hazards previously seen with traditional drop-side rails, requiring more durable hardware, parts & mandating more rigorous testing.

What you should know...

- **This is more than a drop side issue. Immobilizing your current crib will not make it compliant.**
- **You cannot determine compliance by looking at the product.**
- **The new standards apply to all full-size & non full-size cribs including wood, metal and stackable cribs.**
- **If you purchase a crib prior to the June 28, 2011 effective date & you are unsure it meets the new federal standard, CPSC recommends that you verify the crib meets the standard by asking for proof.**
 - o Ask the manufacturer, retailer, importer or distributor to show a Certificate of Compliance. **The document must:** a. Describe the product b. Give name, full mailing address & telephone number for importer or domestic manufacturer c. Identify the rule for which it complies (16 CFR 1219 or 1220) d. Give name, full mailing address, email address and telephone number for the records keeper and location of testing lab e. Give date and location of manufacture & testing
- Have a label attached with the date of manufacture.

What you should do...

- **All child care facilities, family child care homes, and places of public accommodation:**
 - o Must prepare to replace their current cribs with new, compliant cribs before December 28, 2012.
 - o Should not resell, donate or give away a crib that does not meet the new crib standards.
- **Dispose of older, noncompliant cribs in a manner that the cribs cannot be reassembled & used.**
- **Noncompliant cribs should not be resold through online auction sites or donated to local thrift stores. CPSC recommends disassembling the crib before discarding it.**

Information
provided by:



www.cpsc.gov