

WRIGHT COUNTY DAYCARE NEWSLETTER

January 2011



New Training Offered
Wright County licensing staff is offering a new training!!

50 Frequently Asked Questions

This training will address the most frequently asked questions from child care providers to licensing staff. Everything from: When do I need to exclude a child due to illness, to how often do we need to view the SBS video? This training is an excellent opportunity for new providers to have their questions answered, and for seasoned providers to clarify licensing rules.

Date: Thursday, April 7, 2011

Time: 6:30-8:30 pm

Location: Wright County Government Center
10 2nd St NW-Buffalo, Room 120 A/B



Instructors: Wright County Licensors

Cost: \$18 (non-refundable)

To Register: Contact Tammy Romer, 763-682-7488

1-800-362-3667 ext. 7488

or tamara.romer@co.wright.mn.us





1 Hour of Free Training!!

With all the recent drop sided crib recalls, and new legislation regarding the manufacturing of drop sided cribs, providers need to be aware of the current safety standards. In order to help you stay on top of the latest information... Wright County is offering providers 1 hour of training.

Here is what you need to do:

1. Follow the link: <http://www.cpsc.gov/CPSCPUB/PREREL/prhtml11/11074.html>
2. Read information regarding new crib safety standards
3. Follow the link: <http://www.cpsc.gov/info/cribs/index.html>
4. Watch the 12 minute video entitled: Learn How to Put Your Baby to Sleep Safely
5. Complete the attached learning assessment, sign and keep with your training records



Consumer Product Safety Commission Crib Safety

In order to be credited with 1 hour of training, you must complete the following:

1. Follow the link: <http://www.cpsc.gov/CPSCPUB/PREREL/prhtml11/11074.html>
2. Read information regarding new crib safety standards
3. Follow the link: <http://www.cpsc.gov/info/cribs/index.html>
4. Watch the 12 minute video entitled: Learn How to Put Your Baby to Sleep Safely
5. Complete learning assessment below, sign and keep with your training records
 1. When was the last time federal crib standards were updated?
 - a. never
 - b. 5 years ago
 - c. 10 years ago
 - d. 30 years ago
 2. When will child care homes no longer be able to use drop sided cribs?
 - a. June 2011
 - b. they must stop using them immediately
 - c. June 2013
 - d. they are still ok to use
 3. When can I use a sleep positioning device for an infant in my care?
 - a. anytime
 - b. when the infant is over 6 months old
 - c. when parents are ok with it being used
 - d. never, sleep positioning devices do not meet with SIDS protocol
 4. If my crib has a recall, or is broken, can I use a make shift repair myself?
 - a. yes, as long as it is secure
 - b. no, only a manufacturer repair kit is acceptable
 5. All manufacturers of infants and toddler nursery products are required by law to provide consumers with what?
 - a. a gift receipt
 - b. a prepaid product registration card
 - c. a money back guarantee
 - d. a sample of baby formula
 6. When babies sleep on their backs, it reduces the risk of SIDS by what percent?
 - a. it doesn't reduce the risk
 - b. 10%
 - c. 50%
 - d. 100%

Signature_____

Date_____

Why Is Supervision So Important?

Over the last 5 years, approximately 50% of all licenses suspended or revoked have been directly associated with a lack of supervision on the part of the child care provider or substitute. That is why supervision is so important! We tend to hear about the horrific incidences on the news when a child care home is closed down. We often assume that suspensions and revocations are due to a horrendous incident of abuse or extreme over capacity, when in reality, the cause of the majority of license suspensions and revocations could have been avoided by appropriate supervision. It can only take a second for a small child to walk away from your yard if you run inside to answer the phone. It can only take a few seconds for a child to be injured when not properly supervised on play ground equipment that is not meant for his or her age. It can only take a few minutes for a child to be sexually abused by someone in the home who has access to daycare children. Providers need to continually be aware of their surroundings and who is in the daycare home at any given time.

Here are a few tips to help promote proper supervision:

1. Am I within sight and/or hearing of all children under school age?
2. Am I capable of intervening to protect their health and safety?
3. How am I supervising children during nap time?
4. Can I trust my school agers to play outside without me?
5. If I cannot see all of the children under school age, can I hear them above the noise of the TV, dishwasher, radio, etc.
6. Am I able to properly supervise if I am engaged in another activity such as: laundry, internet or gardening?
7. Have I taken supervision training yet??



Supervision Training

Wright County will again be offering training on supervision. This will be an opportunity to review the rules on supervision and gain a clear understanding how to provide adequate supervision. Liability issues will be addressed as well as proactive measures to promote proper supervision for all ages of children in your care.

Date: Thursday, March 10, 2011

Time: 6:30-8:30pm

Location: Wright County Government Center
10 2nd St NW-Buffalo, Room 120 A/B

Instructor: Becky Domjahn, LSW, and Kris Carlson, LSW, Licensors

Cost: \$18 (non-refundable)

To Register: Contact Tammy Romer, Wright County Human Services, at 763-682-7488, 1-800-362-3667 ext. 7488 or Tamara.romer@co.wright.mn.us.






Are you thinking about school readiness?

We hear a lot about school readiness, and often times your child care parents are looking to you to help prepare their children for kindergarten. What does that mean!? Do they need to be able to tie their shoes? Count to 20? Know how to write their name? There are a lot of things to consider when thinking of school readiness. The National Research Council on Child Development asked a group of 300 kindergarten teachers to rank the following list of kindergarten readiness skills in order of importance. You may be surprised as to what the teachers ranked high on the list.

1. Being physically healthy, rested, and well nourished
2. Being able to communicate needs, wants, and thoughts verbally
3. Child has been frequently and regularly read to
4. Ability to follow directions given by others
5. Not being disruptive in class (cooperating, working quietly)
6. Being sensitive to other children's feelings
7. Ability to take turns and share
8. Ability to sit and pay attention
9. Ability to use pencils and paint brushes
10. Being able to complete tasks from start to finish
11. Identifying primary colors and basic shapes
12. Knowing the alphabet
13. Ability to count to 20




So, continue to work with children on academic skills, counting, learning their alphabet, etc. But remember that there is more to school readiness than academics. Teach children how to play together, take turns, be sensitive to their friend's feelings, and READ, READ, READ! Share this information with your child care parents. It just may put some of them at ease.



The following article is from www.growingchild.com

An Exercise In Empathy



Most of the questions I get about family life are related to sibling rivalry. No matter what your own early family experiences, many parents in the throes of trying to referee yet another battle lose sight of the deep emotional responses that are created when other children are added to a family. To help you regain some of this emotional perspective, I propose a little imaginary exercise.

Imagine that your spouse puts an arm around you and says, "Honey I love you so much that I've decided to have another wife just like you." Whoa, just a minute here! Such words would engender fear and panic in the most secure individual.

What's more, when the new wife arrives, you see that she's very young and kind of cute. As the three of you wander around the neighborhood, people politely say hello to you, but exclaim enthusiastically over the newcomer--"Isn't she adorable?"

Then they turn to you and ask, "How do you like the new wife?" Admit it--your mental response would be "I'll give you adorable!"

Uh, oh--the new wife needs clothing! Your husband goes into your closet, takes some of your shirts and pants and gives them to her. When you protest, he points out that since you've put on a little weight, they'll fit her perfectly. ("Those are mine. I'm losing EVERYTHING!")

The new wife matures rapidly. Every day she seems smarter and more competent. One afternoon as you are struggling to figure out the directions for the new camera your husband bought you, she runs into the room and says, "Oh, can I use it? I know how!" ("Oh, just go away, it's mine. Leave me alone.")


When you tell her she can't use it, she runs crying to your husband. When she returns with him, her face is tear-stained and his arm is around her. He says to you, "Would it kill you to let her have a turn? Why can't you share? Come on, you're the big one here." ("I hate her.")

Things go on, and don't get any better. One day you yell, "I don't want that person in the house any more. Why can't you get rid of her?"

Your spouse may respond in any of these ways--notice your emotional response when you hear these words:

1. "That's nonsense. You're being ridiculous. You have no reason to feel that way. There's enough love in my heart for both of you" (Misunderstood and put-down?)
2. "You make me very angry when you talk like that. Keep those ideas to yourself, because I don't want to hear them." (Scared, resentful?)
3. "I didn't marry again only for myself. I know you're lonely sometimes and I thought you'd like some companionship." (Guilt?)
4. "Why must you be so negative? Find a way to get along and don't come running to me with every little thing." (Shame and doubt?)

Okay, enough of the imaginary exercise. Let's see if some of your awareness helps you perceive life from the perspective of your oldest children.



Effect of Water Temperature

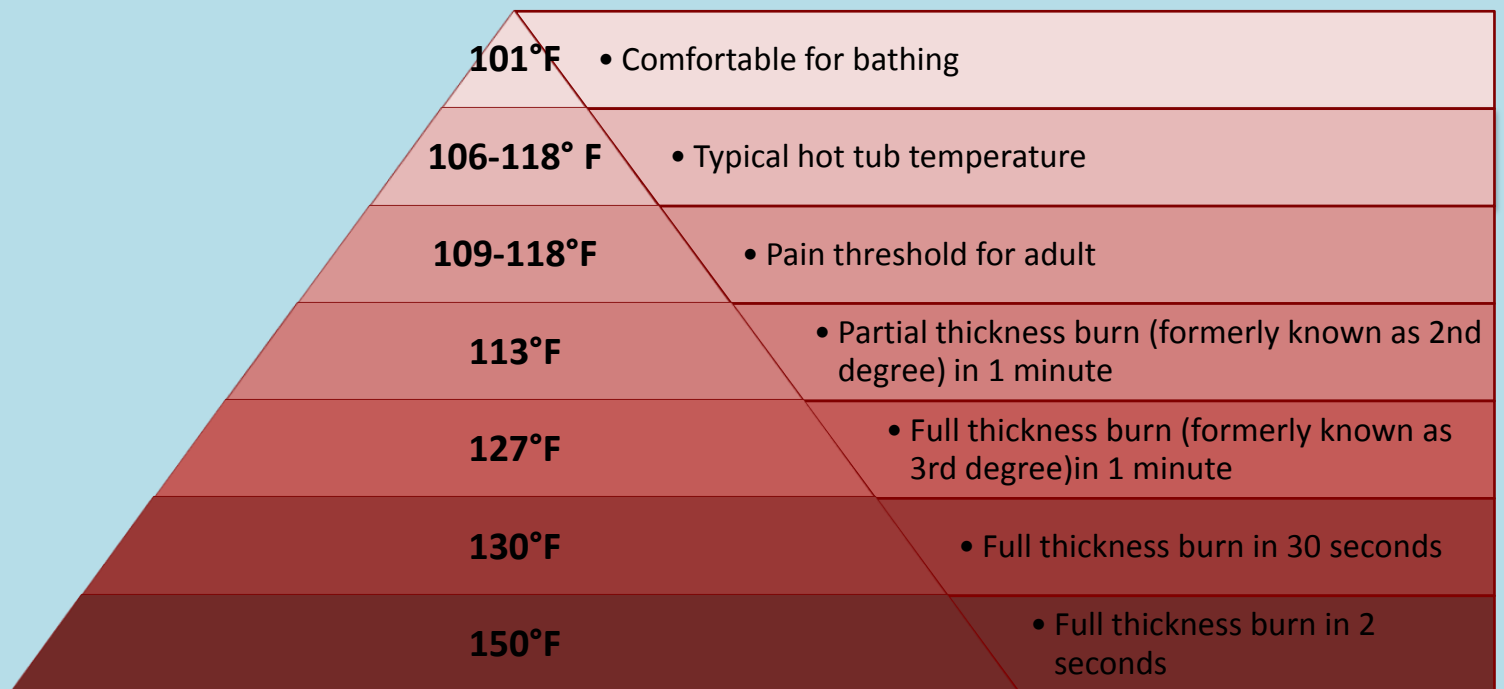
9502.0435 SANITATION AND HEALTH

Subp. 15. *Hand washing*

A. *In sinks and tubs accessible to children, the water temperature must not exceed 120 degrees Fahrenheit to prevent children from scalding themselves while washing.*



Water temperature is one of the most common correction orders written by licensors. It is also one of the licensing rules that most frustrates providers. We as licensors often hear that children only use the cold water, are not allowed to let the water run long enough to get hot, or that the provider is always with them when they are washing their hands. While all of these things may be true, the bottom line is what is written in the rule, and we as providers and licensors must follow the law. Wright County licensors recently attended training where the following chart was shared with us by Dr. Rich Kaplan, a pediatrician who specializes in recognizing abusive injuries in children.



(Moritz & Henriques (1947) & Feldman (1987))

Please make sure to check your faucets often.
As water heaters age, they may not be as reliable and the water temperature in your home may be affected.
We would hate for any burn to occur because of water temperature.